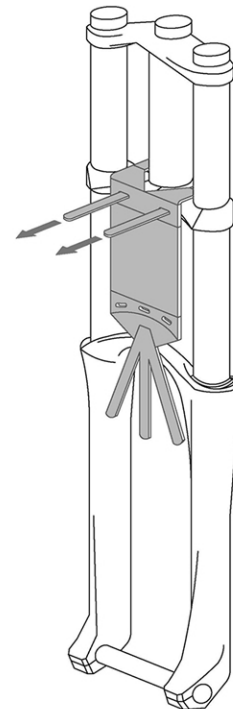
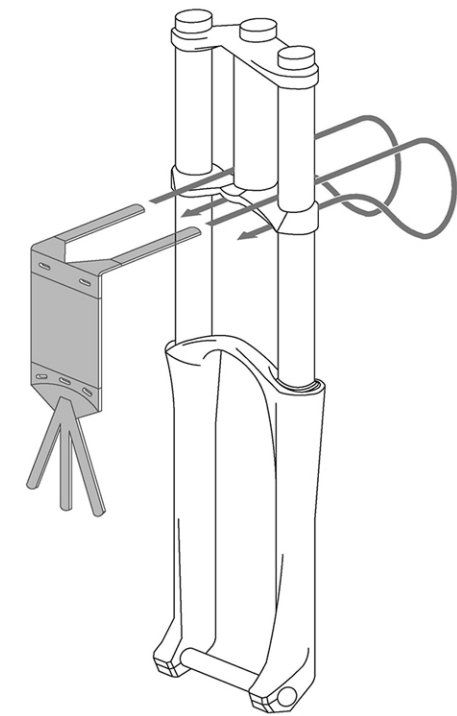
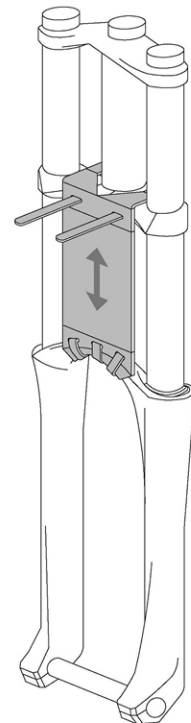
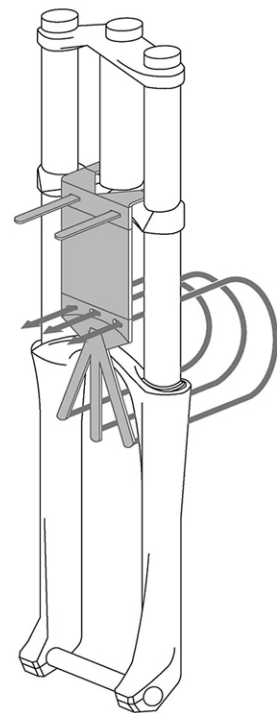


## Fitting Instructions



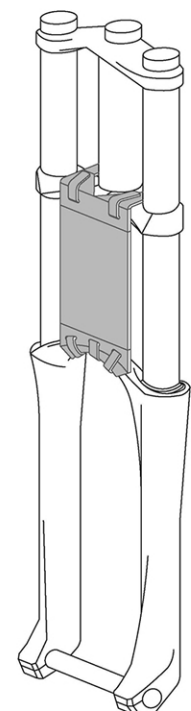
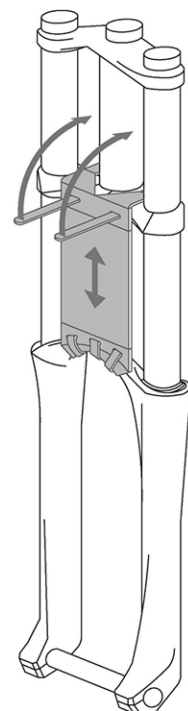
### Step 1

Wrap the 2 velcro straps at the top of the NeoGuard over and then under the lower crown and pull back through the eyelets in the guard, don't attach them just yet, this will help keep the guard clear whilst you attach the bottom straps.



### Step 2

Wrap the 3 velcro straps around the fork brace at the bottom ensuring you do them up nice and tight.



### Step 3

Pull the top straps to stretch the Neoguard a little, this will reduce the gathering of the guard when the fork compresses, once again secure using the velcro as shown. Finally cut off any excess velcro that's not required leaving enough to cover the eyelet from the rear. Then push guard inwards which will encourage it to fold inwards which is more efficient.

# NeoGuard™

The new neoprene mudguard called NeoGuard™ (Patent Pending) is an innovative solution to prevent you getting mud in your face when you are out riding.

Simple to fit and very lightweight (18 grams for XS), this mudguard is perfect for both Downhill or Crosscountry and absolutely essential for the weekend warrior. Tuck it into your backpack just in case conditions turn nasty, you'll never get caught out again.

The NeoGuard is self clearing during use due to its flexible construction.

## Looking after your NeoGuard

The NeoGuard is a durable product designed to take the worst nature can throw at it, however excessive stretching of the straps could cause damage.

It is advisable to take off periodically to clean the fork. Check the condition of the NeoGuard for wear, holes and tears. If damaged, the NeoGuard should be replaced. Hand wash or machine wash at 40 degrees or less, anything in excess of 40 degrees will damage the construction.

## Correct Fitting

It is the riders responsibility to ensure this product has been fitted correctly following the instructions provided, and has the correct tyre clearance. The NeoGuard is also designed so that you can add zip ties to the straps if you wish.

## Approximate Sizes (use website for accurate sizing)

The **Large** typically fits forks from 6.25" to 8" (160 - 200mm approx)  
The **Medium** typically fits forks from 5" to 6.25" (130 - 160mm approx)  
The **Small** typically fits forks from 4" to 5.5" (100 - 140mm approx)  
The **Extra Small** typically fits forks from 3" to 4" (80 - 100mm approx)

The NeoGuard will fit most conventional forks, for the latest check out our website [www.rapidracerproducts.com](http://www.rapidracerproducts.com).

## RapidRacerProducts.com

Parkfields Business Centre  
Park Street  
Stafford  
ST17 4AL  
[info@rapidracerproducts.com](mailto:info@rapidracerproducts.com)

**PATENT PENDING**

